

GRADING POLICY - WEIGHING AND AVERAGING GRADES <IKAA-R>

It shall be the responsibility of all teachers and administrators to insure the following regulations are followed:

Summative Assessments – 70%

possible items for evaluation to determine a student's grade and thus their level of achievement:

- a. Tests*
- b. Quizzes
- c. Special Projects—if designed for students to be able to demonstrate learning and achievement.
- d. Lab Work— if designed for students to be able to demonstrate learning and achievement.
- e. Writing Assignments

**State SOL assessments will be the final exam for EOC courses, except in the case of advanced/honors classes.*

Formative Assessments – 30%

possible items for evaluation can be graded; however, as they do not reflect a student's level of achievement, they should not be a major part of the student's grade

- a. Class Work
- b. Notebooks
- c. Homework - *cannot count more than 10% of a student's grade in a grading period*
- d. Participation - *not to be counted in a student's grade, unless it is a stated part of the learning goal as in a fine arts or physical education course*

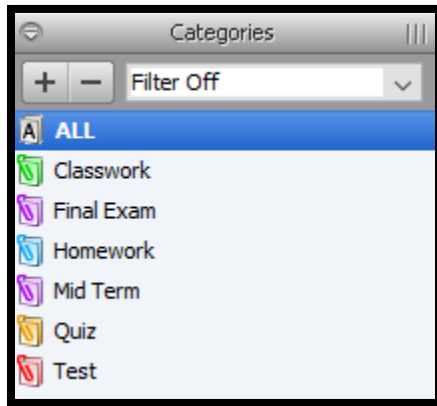
Semester examinations for year-long courses and mid-term examinations for semester courses may not count more than 20% in grades 6-12.

Frequency of Evaluation for Grades 9-12

Formative evaluations must be ongoing through the many different methods available, i.e. questions to check for understanding, homework, class work, etc.

There must be a minimum of eight evaluations per grading period, averaging 2 per week.

POWER TEACHER – ASSIGNMENT CATEGORIES



- Teacher A example:
 - Summative (70%)
 - Quiz, Test
 - Formative (30%)
 - Classwork, Homework

This is only an example. Yours will be what you make it as long as it follows the 70/30 policy guidelines.

Points Possible: 100

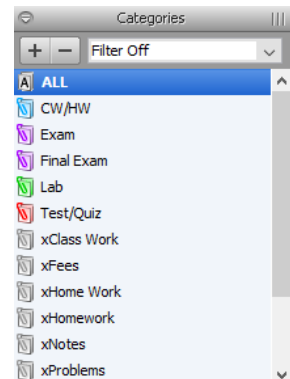
Score Type: Percentage

Optional: If you allow extra credit, then enter the Extra Points here.

Weighting grades is set up in reporting term setup.

TIP: If you have categories from previous years that you no longer use, rename them by putting an x, y, or z in front of the category name. Categories are listed alphabetically therefore pushing it to the bottom of the list and out of your way. You can also select the color "none" and use colors for active categories.

This is simply a good housekeeping tip.







POWER TEACHER – REPORTING TERM SETUP FOR CATEGORY WEIGHTS IN Q, S, and Y:

Reporting Term Setup for Quarters (Q1, Q2, Q3, Q4)

Calculate Q2 final grade using: copy





Total points Number of low scores to discard:
 Term Weights / Standards Weights
 Category Weights

▲	Name	Weight	Percent	Drop Low
	Classwork/Participation	15	15.000%	0
	Project	35	35.000%	0
	Test	35	35.000%	0
	Writing Notebook	15	15.000%	0

- Teacher A example:
 - Summative assessments (70%) include:
 - Project 35 and Test 35
 - Formative assessments (30%) include:
 - Classwork/Participation 15 and Writing Notebook 15

Calculate Q1 final grade using: copy

Total points Number of low scores to discard:
 Term Weights / Standards Weights
 Category Weights

▲	Name	Weight	Percent	Drop Low
	Classwork/Homework (30%)	30	30.000%	0
	Notebooks (Class and Lab Notebook) (20%)	20	20.000%	0
	Quiz (20%)	20	20.000%	0
	Tests (30%)	30	30.000%	0

- Teacher B example:
 - Summative assessments (70%) include:
 - Tests 30, Quiz 20, Notebooks 20
 - Formative assessments (30%) include:
 - Classwork/Homework 30

Reporting Term Setup for MidTerms and Exams (M1, M2, E1, E2)

Scoresheet

Assignments

Student Info

Grade Setup

Class Content

Reports

Reporting Term: ALL

Mode: Calculations

Grade Scales

Reporting Term	Start	End
Y1	08/15/2016 Mon	05/27/2017 Sat
S1	08/15/2016 Mon	12/24/2016 Sat
Q1	08/15/2016 Mon	10/12/2016 Wed
M1	10/13/2016 Thu	10/14/2016 Fri
Q2	10/15/2016 Sat	12/22/2016 Thu
E1	12/23/2016 Fri	12/24/2016 Sat
S2	12/25/2016 Sun	05/27/2017 Sat
Q3	12/25/2016 Sun	03/08/2017 Wed
M2	03/09/2017 Thu	03/10/2017 Fri
Q4	03/11/2017 Sat	05/25/2017 Thu
E2	05/26/2017 Fri	05/27/2017 Sat

Calculate E1 final grade using: copy

Total points
 Number of low scores to discard:

Term Weights / Standards Weights

Category Weights

▲	Name	Weight	Percent	Drop Low
	MidTerm/Exam	100	100.000%	0

MidTerms for S1 and S2 courses are set up as Category Weights with a 100% weight as shown above. They are later

MidTerms for Year Long courses (Y1) are left at the default setting of Total Points. If you choose Category Weights, that's ok. It won't be used in the final calculation as shown on the next page.

Sylvia Anderson, Instructional Technology

filename: grading policy 9-12.docx
August 2016

Reporting Term Setup for Semesters (S1, S2)

Reporting Term	Start	End
S1	08/15/2016 Mon	12/24/2016 Sat
Q1	08/15/2016 Mon	10/12/2016 Wed
M1	10/13/2016 Thu	10/14/2016 Fri
Q2	10/15/2016 Sat	12/22/2016 Thu
E1	12/23/2016 Fri	12/24/2016 Sat

Name	Weight	Percent
Q1	40	40.000%
M1	10	10.000%
Q2	40	40.000%
E1	10	10.000%

Semester Term Weights for S1 and S2 courses

- Quarters are each weighted at 40
- MidTerms are weighted at 10
- Exams are weighted at 10

Reporting Term	Start	End
Y1	08/15/2016 Mon	05/27/2017 Sat
S1	08/15/2016 Mon	12/24/2016 Sat
Q1	08/15/2016 Mon	10/12/2016 Wed
M1	10/13/2016 Thu	10/14/2016 Fri
Q2	10/15/2016 Sat	12/22/2016 Thu
E1	12/23/2016 Fri	12/24/2016 Sat
S2	12/25/2016 Sun	05/27/2017 Sat
Q3	12/25/2016 Sun	03/08/2017 Wed
M2	03/09/2017 Thu	03/10/2017 Fri
Q4	03/11/2017 Sat	05/25/2017 Thu
E2	05/26/2017 Fri	05/27/2017 Sat

Name	Weight	Percent	Drop Low
Q1	40	40.000%	n/a
M1	0	0.000%	n/a
Q2	40	40.000%	n/a
E1	20	20.000%	n/a

Semester Term Weights for Year Long (Y1) courses

- Quarters are weighted at 40
- MidTerms are weighted at 0
- Exams are weighted at 20